



FIRST ITEM ON THE AGENDA

**The ILO's technical cooperation
programme 2002-03****Contents**

	<i>Page</i>
Introduction	1
I. Quantitative overview	1
A. Overall expenditure	1
B. Sectoral breakdown of expenditure	2
C. Type of assistance.....	2
D. Regional distribution	2
E. Least developed countries	3
F. Approvals	3
G. Level of implementation: Delivery rates	4
H. Resource mobilization and partnerships.....	4
Levels of voluntary contributions.....	4
Management of funds: Emerging modalities.....	4
New opportunities	5
II. Technical cooperation in action.....	6
A. Standards and fundamental principles and rights at work.....	6
B. Employment	8
C. Social protection.....	11
D. Social dialogue	14
Bureau for Employers' Activities (ACT/EMP).....	15
Bureau for Workers' Activities (ACTRAV)	16
Sectoral Activities Department (SECTOR).....	17
E. International Training Centre of the ILO, Turin.....	17

III.	Developments in strategic planning of technical cooperation	19
A.	Review of programming practices in ILO offices	19
B.	Technical Cooperation Resource Allocation Mechanism (TC-RAM)	19
C.	Working in partnership	20
	(i) Poverty Reduction Strategy Papers (PRSP)	20
	(ii) European Commission/ILO partnership	21
D.	Design monitoring and evaluation of technical cooperation	21
Appendix I	23
Appendix II	27
Appendix III	28
Appendix IV	30
Appendix V	35
Appendix VI	36
Appendix VII	39
Appendix VIII	42

Introduction

1. This report provides information and analysis of the ILO's technical cooperation activities for the period 2002-03. Section I presents a quantitative overview of the programme and a brief on resource mobilization. Section II analyses the substantive work in technical cooperation. It focuses, for each sector and Turin, on concrete results and, where applicable, new developments and outlook for the future. Section III outlines new modalities in technical cooperation in the framework of strategic planning.

I. Quantitative overview

A. Overall expenditure

2. Chart 1 shows total ILO technical cooperation expenditures for the period 1994-2002. Total expenditure in 2002 was US\$117.4 million. This should not be compared with the corresponding figure of US\$121.7 million for 2001 as expenditures have always been higher in the second year of the biennium budget cycle. As will be seen in Appendix I, earlier declines in funding from the United Nations Development Programme (UNDP) (7.2 per cent share of the total, down from 16.6 per cent in 2000 and 8.7 per cent in 2001) and the United Nations Population Fund (UNFPA) (1.6 per cent, down from 3.1 per cent in 2000 and 2 per cent in 2001) continued. UNDP funds constituted US\$8.5 million compared to US\$10.6 million in 2001. Expenditure of trust funds continued to increase from US\$88.7 million in 2001 to US\$97.2 million in 2002.

Chart 1. ILO technical cooperation expenditure, 1994-2002
(by source of funds)

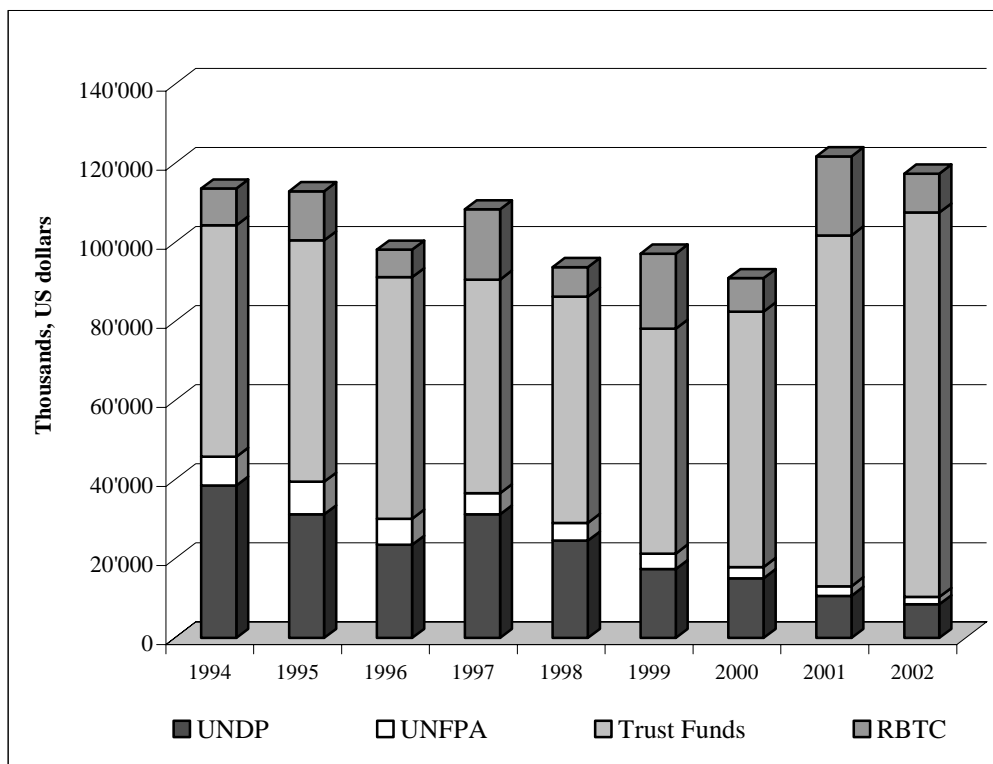
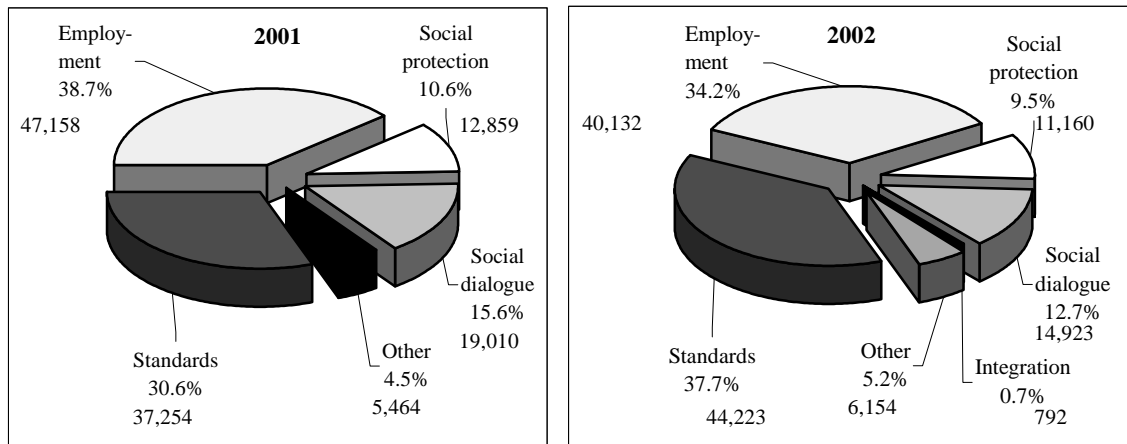


Figure 1. Distribution of ILO technical cooperation expenditure by sector, 2001-02



B. Sectoral breakdown of expenditure

3. Figure 1 provides a breakdown of expenditures for 2001 and 2002 by technical sectors. In 2002, the standards and fundamental principles and rights at work sector, had the highest expenditures with 37.7 per cent of the total, followed by the employment sector (34.2 per cent), the social dialogue sector (12.7 per cent) and the social protection sector (9.5 per cent). It is interesting to note that for the first time in many years, the employment sector lost its highest expenditures position. In fact, with the exception of the standards and fundamental principles and rights at work sector, all sectors recorded lower percentages of the total in 2002 compared to 2001.

C. Type of assistance

4. As shown in Appendix II, in 2002, 30 per cent of the total expenditure was on national experts, external collaborators, locally recruited project staff, United Nations Volunteers and other staff costs. This was followed by expenditure on experts (increased from 22.5 per cent in 2001 to 26.3 per cent in 2002), training including fellowships, seminars, and in-service training (18.7 per cent), equipment (which had gone up from 3.3 per cent in the previous year to 15.6 per cent), and subcontracting (which had gone down from 15 per cent to 2.8 per cent).

D. Regional distribution

5. Appendix I(B) shows total expenditure by regions, and expenditures on interregional and global programmes. Without taking into account additional expenditures incurred in each region through the latter, the African region received the highest (23.8 per cent) followed by Asia and the Pacific (22.7 per cent), the Americas (16.8 per cent), Europe (6.5 per cent) and the Arab States (2.1 per cent).

6. It will be noted that an important and increasing share of technical cooperation expenditure originates from projects of an interregional nature (28.1 per cent). A breakdown of total expenditures by regions would have to take into account the component coming from the interregional programmes.

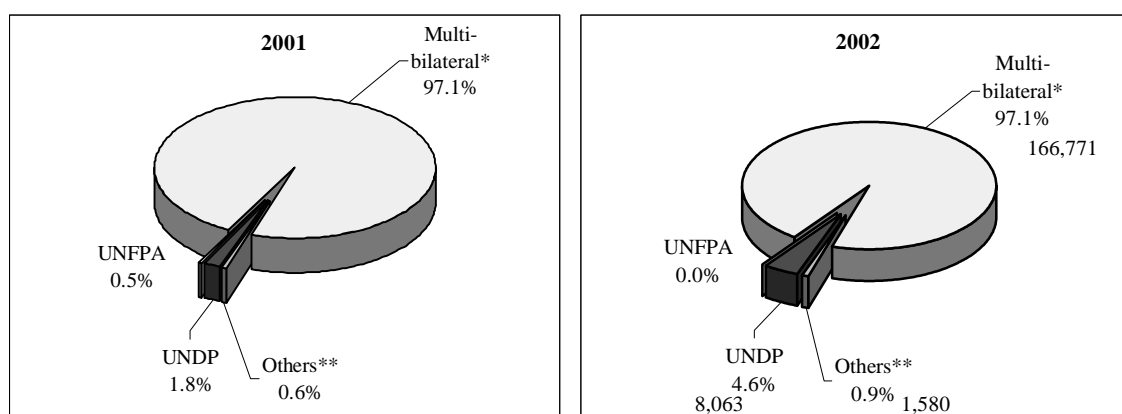
E. Least developed countries

7. Appendix V shows that the least developed countries' share of total technical cooperation expenditure was 17.5 per cent in 2002 as compared to 18.5 per cent in 2001. Approximately US\$11.6 million were devoted to least developed countries in Africa, US\$8.2 million in Asia, US\$0.6 million in the Americas region and US\$0.2 million in the Arab States. For a more exact picture, a breakdown of interregional expenditure would be required.

F. Approvals

8. Approval figures continued to increase, reaching a high of US\$166.8 million in 2002. Figure 2 shows approvals by sources of funds. Approvals from multi-bilateral and direct trust funds continued to constitute 97.1 per cent of all approvals in 2002. UNDP approvals increased from US\$2.8 million in 2001 to US\$8 million in 2002, constituting 4.6 per cent of the total.

Figure 2. ILO extra-budgetary technical cooperation approvals, 2001-02



* Including direct trust funds.

** Including approvals from the World Bank, Arab Gulf Fund, UNHCR, UNFDAC, etc.

9. Of these multi-bilateral donors, the United States continued to be the major donor contributing US\$67.4 million or 40.4 per cent of all approvals; a decrease from US\$73.5 million in 2001 (see Appendix VII(A)). The Netherlands was the second largest donor with US\$43 million. Approvals from Italy increased from US\$3 million in 2001 to US\$11.8 million in 2002. France, Germany, Norway, Spain, Sweden and Switzerland were also major donors for 2002 with approvals of between US\$3.9 million and US\$5.4 million each. Although the contribution from the United Kingdom amounted to US\$2.6 million in 2002, it needs to be recalled that it had already contributed US\$27.6 million during the first year of the biennium, 2001.
10. A breakdown of the 2002 approval figures by technical sector is shown in Appendix VII(C). The standards and fundamental principles and rights at work sector accounted for 54.9 per cent (US\$85.6 million) of all approvals followed by the employment sector with 23.6 per cent (US\$36.9 million), social protection, 12.3 per cent (US\$19.1 million) and social dialogue, 7.2 per cent (US\$11.2 million).
11. The distribution of approvals by region, including the respective shares of interregional approvals where identifiable, is as follows: Asia's share was 28.7 per cent, followed by Africa (25.9 per cent), the Americas (24.7 per cent), Europe (8.7 per cent), and Arab States

(1.3 per cent). Around 11 per cent of total approvals were for interregional projects where allocation for specific regions had not been earmarked; final allocation to the regions would change the distribution.

G. Level of implementation: Delivery rates

12. The overall delivery rate increased marginally from 63.2 per cent in 2001 to 64.1 per cent in 2002 (Appendix I(C)). At the regional level, while Europe increased its delivery rate from 62 to 71 per cent, Arab States from 51 to 66 per cent, and Asia and the Pacific from 51 to 65 per cent; delivery rates fell from 61 to 57 per cent in Africa, and from 69 to 64 per cent in Latin America and the Caribbean. It will be observed that the delivery rate also fell for the interregional and global categories from 75 to 69 per cent. Delivery rates for the technical fields are provided in Appendix I(D).

H. Resource mobilization and partnerships

Levels of voluntary contributions

13. Over 20 donor countries provide the ILO with funds through some 70 institutions. During the last five years, the ILO has received an annual average of US\$115 million from its multi-bilateral donors. It is estimated that approvals will amount to US\$120 million for 2003. Of this amount, over US\$60 million is envisaged from the US Department of Labor alone.
14. Contraction of development aid is expected from a number of important donors, such as Denmark, France, Germany, Ireland, and the Netherlands. Danish International Development Aid (DANIDA) has already announced that it will halve its funding to the ILO for the next four years. Although the total funding levels have not dropped in recent years, it is clear that an impact will be seen in the near future.

Management of funds: Emerging modalities

15. The Netherlands and the United Kingdom Department for International Development (DfID), in addition to providing funds for technical cooperation, also encourage the ILO to participate in the international development debate and to engage in the United Nations (UN) and the United Nations Development Group (UNDG) context. DfID seconds officials to INTEGRATION to work on poverty reduction and Poverty Reduction Strategy Papers (PRSPs) and provides funding to PROGRAM and CODEV for strengthening ILO strategic planning and governance of technical cooperation.
16. A process of consolidation of funding arrangements between the ILO and some major donors is taking place. Consolidation takes the form of multi-year framework agreements which establish an annual or multi-year fixed voluntary contribution to the ILO, with the funding distributed across a set of themes or operational objectives. In 2002 and 2003 such agreements were reached with Ireland, the Netherlands and the United Kingdom-DfID, and are pending with Germany, Italy, Spain, Sweden and the European Union (EU).
17. Other donors, such as Austria, Belgium, France, Japan, Luxembourg, Portugal, Switzerland and the United States, continue to work with the ILO on a project by project arrangement.

New opportunities

18. The Conference on Financing for International Development, held in 2002 in Monterrey, can be considered a backdrop to the present situation on possibilities in resource mobilization. There, the Organisation for Economic Co-operation and Development's (OECD) Development Aid Committee (DAC) members committed to increasing their official development assistance (ODA) in order to achieve the Millennium Development Goals and eradicate poverty. Since then, a number of DAC members, including a number of ILO's major donors, made further announcements of increased contributions. If such figures go through the budget approval processes, the DAC total official development assistance/gross national income (ODA/GNI) ratio is estimated to rise to 0.26 per cent in 2006; this translates to some extra US\$15 billion compared to 2001 (at 2001 prices and exchange rates).¹
19. Although, according to the World Bank study on *Goals for development: History, prospects and costs*, US\$40-US\$70 billion additional assistance per year (i.e. roughly a doubling of official aid flows over 2001) higher levels would be needed, the point being made is that, for the ILO, there would be prospects for resource mobilization.
20. The current high-level discussions between the European Commission (EC) and the ILO on a strategic partnership (see section III(C)(ii)) show prospects of funding of considerable magnitude in 2004 and 2005. European delegations are showing interest in the ILO at country level and two EC calls for proposals worth US\$2 million have been successfully met by the ILO this year. With the signature of the EU-UN financial and administrative agreement to which the ILO has acceded, the ILO's relations with EC should be greatly facilitated at the country level.
21. During 2003, over US\$1 million was obtained for the first time for IPEC from the UN Human Security Fund, which is the trust fund established with a financial contribution from the Government of Japan. This provides a significant addition to the technical cooperation programme funded through the Ministry of Labour in Japan.
22. Direct trust funds account for over US\$1 million annually – these are from middle-income developing countries purchasing ILO services, such as actuarial advice to their social security schemes, or to their infrastructure/labour-intensive programmes, in the form of technical assistance.
23. Some gifts and voluntary contributions (although relatively small amounts and mainly through IPEC) are received from private foundations or private sector sources (the International Federation of Association Football (FIFA), Swiss supermarket chain Migros, and Eliminating Child Labour in Tobacco Growing (ECLT)) have been received. The Ford Foundation is also a source of funds for small and innovative projects, as is the Arab Gulf Programme for United Nations Development Organizations (AGFUND).
24. The ILO's co-sponsorship of the Joint United Nations Programme on HIV/AIDS (UNAIDS) has resulted in increased availability of funds for work at headquarters, and at country level through UNAIDS Programme Acceleration Funds.

¹ The *DAC Journal*, OECD, 2003.

II. Technical cooperation in action

A. *Standards and fundamental principles and rights at work*

25. The Office has placed increasing emphasis on the need to integrate the ILO's standards and principles into technical cooperation programmes in general, while seeking new ways of focusing on specific problems with strong standards and rights elements. IPEC work, which accounts for the major part of the overall technical cooperation budget for the sector and the Office as a whole, is considered in detail elsewhere (the IPEC Steering Committee). The Declaration follow-up process now has, after the respective global reports, produced action programmes on three of the four groups of fundamental principles and rights, the fourth set of proposals (on discrimination) being before the present session of the Governing Body. And the International Labour Standards Department endeavours to forge links throughout the Office's technical and field units, in order to ensure the work of the supervisory bodies both reflects and feeds into technical cooperation experience and activities. This coincides with the development of an integrated approach to standards at the ILC, and the first discussion of occupational safety and health in that context in 2003, which may in turn lead to targeted national safety and health projects based on country standards profiles elaborated on a tripartite basis.
26. The continuing improvement in numbers of ratifications of the eight Conventions on fundamental principles and rights follows action of various kinds in Sector one and in cooperation with the field and Turin. The ratification campaign launched in 1995 and monitored by the LILS Committee is complemented by campaigning conducted by IPEC in cooperation with DCOMM as far as the child labour Conventions are concerned; while the Declaration follow-up procedures have also served, among other things, to help draw governments' attention to perceived shortcomings which need not necessarily prevent ratification taking place. The high profile given worldwide to child labour issues, for example, combines with technical cooperation projects – including time-bound programmes under IPEC and advice and assistance as to legal aspects of the Conventions provided by the IPEC legal unit and subregional office standards specialists – to ensure not only that Convention No. 182's rapid rate of acceptance has been maintained and consolidated (now some 142), but moreover that the more comprehensive Convention No. 138's rate of ratification has also been boosted appreciably (now 130).
27. IPEC indicates a shift of emphasis in its activities away from the implementation of operational programmes towards providing high-level policy and planning advice and promoting networking initiatives for specialists and institutions who can strengthen national capacity in relation to hazardous forms of work, development, poverty reduction strategy and gender mainstreaming. There are now, for example, some 40 countries benefiting from child trafficking programmes; and the link between child labour and education has given the ILO leverage to support UNESCO in the campaign for Education for All by 2015 – an ILO comparative advantage in the pursuit of the Millennium Development Goals. Experience has underlined the need to ensure the participation of employers' and workers' organizations, especially in the time-bound programmes and working with particular sectors (e.g. tobacco, cocoa, sporting goods).
28. The results for IPEC have included new product packages and more effective technical backstopping of operations, while streamlining procedures has lessened administrative burdens. There has already been a major decentralization of projects, and further technical decentralization is expected.
29. In Africa, with financial support from a number of donors, ILO launched projects under the Declaration follow-up to promote the implementation of the fundamental principles

and rights at work and strengthen industrial relations. Those projects regularly complemented ongoing activities for the ratification and implementation of the fundamental Conventions and reforming labour laws which seek to integrate them into the legal framework and to make the labour law regime compatible with economic reforms. Projects supporting implementation of the Declaration are continuing in Benin, Botswana, Burkina Faso, Kenya, Lesotho, Niger, Nigeria, Malawi, Mali, Mauritania, Morocco, Senegal, the United Republic of Tanzania, Uganda and Zambia. In the Americas, the main project aims at supporting the Inter-American Conference of Ministers of Labour to promote the fundamental principles and rights at work in the context of globalization and economic integration. The region worked on the establishment of national partnerships in order to strengthen capacities to combat child and forced labour, to foster the application of non-discrimination legislation and to facilitate the establishment of conciliation committees. Assistance is provided to the Pro-Tempore Secretariat of the Inter-American Conference of Ministers of Labour, as well as to employers' and workers' representatives to the Secretariat. In the Caribbean, a project covers collective bargaining and enterprise-level best practices in place of the confrontational approach characteristic of many countries in the past. A very innovative and successful initiative in the Asia-Pacific region is the project to improve application of core labour standards, safety and health standards and national labour legislation in the garment sector in Cambodia.

- 30.** An encouraging number of improvements in standards observance were reported on conditions of work in factories and new legislation recognizing basic trade union rights has been promulgated. A similar project, which actually extends an earlier IPEC project, is now under way in Bangladesh. In Europe, projects on promotion of the Declaration were launched in Bulgaria, Romania and Ukraine as well as for the countries covered by the Stability Pact. In the Arab region, a new project has just started in Jordan, basically concerned with freedom of association and collective bargaining. The InFocus Programme on Promoting the Declaration (DECLARATION) prepared the Global Report on non-discrimination for discussion at the 2003 Conference. The Committee on Technical Cooperation at its present session has before it, under item 3, the proposed action plan concerning non-discrimination in employment and occupation, standards and national labour legislation in the garment sector in Cambodia.
- 31.** In addition to routine and ad hoc advice on labour standards and their incorporation into technical cooperation provided by subregional offices' standards specialists and the International Labour Standards Department, the Indigenous and Tribal Peoples Project has pursued awareness-raising of Convention No. 169, and training and capacity building especially for subsistence level producers and poor farmers, which has impacted for example on the draft constitution in Kenya; and it is hoped that, with support, such training can be carried out further in Central Africa.
- 32.** Elsewhere, in the Asia-Pacific region, a draft handbook for staff of the Asian Development Bank (ADB) on the incorporation of labour standards in ADB activities was produced: the project leading up to this showed that ignoring labour standards – such as those related to gender equality, child labour and occupational safety and health – clearly carries a cost for development. There has, for various regions, been a constant call for assistance relating to the discrimination Conventions, while intensification of technical cooperation on gender equality among others is expected in the Declaration follow-up process in 2003-04. And finally, increased interest in the possibility of technical assistance related to Conventions Nos. 97 and 143 concerning migrant workers has been shown since the two Conventions have been put on the agenda of ILC 2004.

B. Employment

33. With the understanding that the most effective and sustainable means for poverty reduction is through the creation of productive and decent employment, upstream policy-level work has been complemented with project-focused direct interventions.
34. The implementation of the first phase of the programme, Jobs for Africa (JFA) ended in December 2002. Following up on the terminal programme evaluation report, ILO developed a draft policy and logical framework for the second phase; this was adopted at the ILO Tripartite Regional Meeting on “A New Vision of the Jobs in Africa Programme (JIA)”, in Addis Ababa, which brought together tripartite delegations from Burkina Faso, Cameroon, Egypt, Ethiopia, Ghana, Mali, Morocco, Nigeria, South Africa and the United Republic of Tanzania, as well as the Organisation of African Trade Union Unity (OATUU) and the Pan-African Employers’ Confederation (PEC) secretary-generals.
35. For the Americas, the focus of technical cooperation for securing decent employment and income was on support for employment policies. In Brazil, contribution was made to the formulation of the *Primeiro Emprego* (first-time employment) programme for youth employment, launched by the President of Brazil, aiming at integrating efforts by government, private companies, trade unions and non-governmental organizations (NGOs) to promote youth employment. The technical cooperation programme in Argentina, aiming at assisting employment recovery, is proceeding satisfactorily.
36. A virtual “gender and employment help desk” developed by the Gender Promotion Programme provides ILO staff and constituents with practical tools and advocacy materials to effectively mainstream gender concerns in employment. The help desk includes a major international online Information Base on Equal Employment Opportunities (EEO) for Women and Men that includes information on 60 countries, and receives thousands of hits each month. National gender equality seminars in Malaysia and Indonesia resulted in concrete proposals by constituents for the promotion of gender equality in employment. A resource kit for promoting gender equality for trade unions was developed, translated in several languages and widely disseminated. There were a number of national level initiatives for awareness raising on gender equality concerns for trade unions both in Asia and Africa. Another *Information guide on preventing discrimination, exploitation and abuse of women migrant workers* was also validated, published and widely disseminated. Current research and advocacy continue to give attention to new and emerging gender and employment concerns, with specific focus on vulnerable groups of women workers.
37. A national project on more and better jobs for women in Mexico has resulted in the creation of self-employment and incomes for 418 women in the informal economy and empowerment of a group of promoters in the textile industry of Guerrero State.
38. A training package on gender, poverty and employment (GPE) was adapted to the regional needs and has been made available in Arabic. In cooperation with Turin, a core group of GPE resource persons from selected Arab countries were trained as trainers/facilitators to strengthen the national capacities in formulating, implementing and monitoring gender-sensitive employment policies.
39. In Central America, a centre for micro- and small enterprises was created with ILO support. New employment and decent work policies have been adapted on a tripartite basis in Panama and Honduras. Also in Honduras, new tripartite mechanisms were established with ILO support to promote equal opportunities and gender integration in employment and labour market policies as well as the extension of social protection to the poor. In Peru, a recently passed Law for Formalization of Small Enterprises is the result of ILO support.

40. The ILO provided integrated support to small enterprises in Mekong Delta countries including strengthening local capacity to implement and improve policies and services for small enterprises. Activities in India, Indonesia, Nepal and Pakistan and focused on micro-, small- and medium-sized enterprises (SME) policy reforms and business training initiatives. Start and Improve Your Business (SIYB) work in Sri Lanka continued to expand and offered training and business development services to more than 4,000 entrepreneurs.
41. A project on small enterprise development in Jordan has developed three basic business management training packages, namely: Simplified Start and Improve Your Business (SSIYB); Start Your Business (SYB); and Improve Your Business (IYB). These packages were produced for the first time in Arabic and were pilot tested in various countries (Egypt, Lebanon, Qatar and the United Arab Emirates). Some 27 Arab-speaking ILO certified trainers are now available to serve the region in general.
42. Informal apprenticeship and start-up business assistance helped improve earning capacity and alleviate poverty of disabled persons in Cambodia's rural areas. In India and Bangladesh, work focused on promoting employment opportunities for poor women and equal access to skills training. A major decent work and sustainable livelihoods programme for women workers in the informal economy in India has been launched in collaboration with the Self-Employed Women's Association (SEWA) as a follow-up to the 2002 ILC resolution concerning decent work and the informal economy.
43. The ILO provided guidance to the work of the Inter-Ministerial Task Force on Employment, recently established by the Planning Commission in India. In Iran, the Ministry of Labour was assisted in developing a comprehensive employment strategy centred around the Decent Work Agenda and poverty alleviation. Work on employment promotion in Pakistan helped provide analytical and operational inputs to the PRSP and emerged as priority areas in Pakistan's Ten Year Perspective Development Plan.
44. Technical cooperation programmes in the field of knowledge, skills and employability assisted the working poor and other vulnerable groups to develop the basic and technical skills required for wage and self-employment. Particularly targeted were the young unemployed (Kosovo, Niger and the Ukraine), people with disabilities including, business women (Ethiopia) and workers in the handicraft sector (Jordan, Niger).
45. The ILO strengthened its partnership with core agencies and civil society in the Philippines in community-based skills and enterprise development projects and programmes for a peace-building process in Mindanao, targeted at vulnerable groups of youth, women, indigenous peoples and peoples with disabilities. Employment activities at the grassroots were supported by a UN/multi-donor *Project Community Enterprise and Entrepreneurship and Skills Development (PROCEED)* and the new project on *Training for Rural Economic Empowerment (TREE)*.
46. The ILO provided technical support to a major meeting to eight francophone African countries (Ouagadougou, December 2002) looking at the youth employment dimensions of these countries' PRSPs and public investment programmes. The theme of youth employment will feature prominently in the Tenth African Regional Meeting that will be organized later this year.
47. In Asia and the Pacific, the ILO supported initiatives of the Governments of Indonesia and Sri Lanka – two champion countries of the UN Youth Employment Network (YEN) – to address the challenges of youth employment in partnership with the World Bank. An Indonesian YEN was established with ILO support. A survey on transition from school to

work, and pilot action and good practices were implemented to facilitate the formulation of a national plan of action for youth employment in Sri Lanka.

48. The Labour Market Indicators Library (LMIL) Network, established to provide employment policy support in terms of access to up-to-date labour market indicators, has already brought tangible results in terms of expanded coverage of the participating regions (the Caribbean, South Africa, Central America and most recently Eastern Europe).
49. Through the successful implementation of the US-funded Caribbean Labour Market Information System (LMI) project, countries are being placed in a better position to generate more reliable, timely and internationally-comparable LMI for use at the national, regional and international levels. The project has fostered closer collaboration among employers, trade unions, education and training institutions, and policy-makers with respect to the production, use and dissemination of LMI.
50. The Employment Intensive Investment Programme (EIIP) provided technical support to upgrade capacities of the small-scale construction sector in labour-based approaches in some ten countries, while in five countries the support concentrated on capacity building for local government and community-based organizations. In ten countries, the promotion of EIIP policies led to an at least partial introduction of labour-based approaches in national public investment policies. Following an agreement with the World Bank, standard courses have been initiated in the Turin Centre on fiduciary management of community contracts.
51. Local contractor development programmes are operational or being developed in many countries, e.g. Congo, Ethiopia, Ghana, Madagascar, the United Republic of Tanzania and Zambia. The EIIP has established a close collaboration with the AGETIPs (World Bank supported social funds, now operating in 18 French- and Portuguese-speaking countries), in particular on labour-based contractor training and capacity building. ILO support to PALOP (Portuguese-speaking African) countries, namely Angola, Cape Verde, Guinea-Bissau, Mozambique and Sao Tome and Principe, is mainly channelled through the regional Portugal-funded PREP for promotion of employment in PALOP countries. Interventions in western and eastern Africa focused on the macro-economic level in the context of an enlarged partnership with labour ministries, technical ministries, ministries of economy and finance, development partners, Bretton Woods Institutions, social partners and regional institutions. Support was mainly provided to governments in the formulation of the employment segment of PRSPs and the reorientation of investments towards employment creation.
52. Advice on reform of cooperative legislation and policy was provided to Burundi, Eritrea, Guinea-Bissau, South Africa, Zambia and Zimbabwe. A regional action plan for the promotion of cooperative entrepreneurship has been adopted in Central and West Africa; and Rwanda has adopted a national policy of promotion of cooperatives.
53. In 2002, the Social Finance Programme (SFP) supported ten financial institutions in Africa and Asia in setting up leasing schemes for small enterprises. In cooperation with employers' organizations, SFP replicated performing models of mutual guarantee associations in Europe to North Africa and the Middle East. Training tools have been designed and are used to transfer knowledge on how to create mutual guarantee associations helping entrepreneurs gain access to credit through solidarity.
54. Technical Assistance programmes have been formulated in several post-crisis situations, both at the regional, subregional and country levels. A regional project on child soldiers was carried-out in Burundi, the Democratic Republic of the Congo, Congo and Rwanda. In

the Greater Great Lakes Region,² the ILO is actively involved in the World Bank led Multi-Country Demobilization and Reintegration Programme (MDRP).

55. The Somalia project – Promotion of Economic Recovery in Somalia (April 2002-April 2003) implemented several employment creation activities directly creating 78,000 work days of employment through rehabilitation of both urban and rural infrastructure. It has also undertaken local institutional capacity mapping and integrated local development plans and consensus building in the project areas in northern Somalia.
56. A feasibility study report prepared by the ILO for establishing a Palestinian fund for employment and social protection following the post-crisis situation, has been discussed with and endorsed by the tripartite Palestinian delegation. This report serves as a platform for launching the fund with initial seed money from the ILO.
57. The ILO's employment initiatives for poverty reduction in Afghanistan have generated significant donor funding.³ Employment generation through labour-based infrastructure development, vocational training and skills development, employment services and labour market development, and local economic development and self-reliance are the central elements of ILO technical cooperation.
58. The ILO participated in a UN system-wide needs assessment mission for Iraq in July 2003. A number of project proposals were identified centring around immediate possibilities for job creation. There are good prospects for donor support for these proposals. Further action will depend on the security situation in Iraq.

C. Social protection

59. Social security policies were designed and implemented along three complementary lines: strengthening and improving statutory schemes; supporting the development of community-based schemes; and establishing linkages between these two types of schemes as well as with other public initiatives. National action plans to extend social security were formulated in Angola, Cape Verde, Guinea-Bissau, Mozambique and Sao Tome and Principe; proposals for the implementation of a new social security scheme have been developed for Egypt and Sierra Leone; the social security institutions of Cameroon and Gabon have been rehabilitated; assistance was provided to Indonesia in its process of restructuring the social security system and extending coverage; assessments of pension reform have been carried out in several central and eastern European countries (including the Czech Republic, Hungary, Poland and Slovenia) and assistance was provided to constituents in the region to strengthen scheme management. Specific assistance in facing crisis situations has also been provided to constituents. Recommendations and guidelines were produced for future operations of the pension system in Argentina. A social security strategy was designed for Kosovo; the STEP programme has strengthened community-based schemes.
60. The French-funded project on strengthening social security in Central and Eastern Europe has broadened the scope of the regional debates on pension reform, that is, in demonstrating that privatization is not the only viable option for restructuring national pension schemes. The project, with its two components, research and technical

² Comprises all those countries involved in or affected by conflict in Central Africa.

³ During 2002-03, approximately US\$17 million had been raised.

cooperation, has provided governments with up-to-date reports and analysis of the experience of neighbouring countries proceeding on different policy paths.

- 61.** The global campaign on the extension of social security and coverage for all was launched during the ILC 2003. It will seek to develop a broad partnership involving international organizations, donor countries, social security institutions and civil society organizations. The campaign will seek to leverage the support of ILO's constituents – as well as other organizations – to initiate and sustain efforts to help countries develop and expand social security systems through a process of experimentation and social dialogue. It will also intensify efforts, already under way in some 40 countries, for extending social security.
- 62.** Work on extending social protection through micro health-insurance schemes for women in the informal economy has continued in the Philippines in partnership with the Department of Agrarian Reform and the Philippine Health Insurance Association (PhilHealth) to assist 17 communities with their pilot packages of insurance schemes. Similar work, focusing on reviews and surveys on the scope and coverage of various social protection schemes, has been in progress in Nepal and India for the development of a national system of social health insurance informal economy workers.
- 63.** In Thailand, previous ILO work on unemployment insurance has yielded results. The Government recently approved the unemployment insurance scheme to take effect from January 2004.
- 64.** A series of surveys, database and socio-economic indexes were developed to support social partners and decision-makers in social protection issues and their links, impacts and consequences in other labour and economic fields. Relevant conclusions emanating from analyses undertaken have been disseminated in the form of technical documents, policy papers, book-length manuscripts, monographs presented and discussed in seminars, conferences and symposia, including a seminar on Decentralization and Socio-Economic Security in May 2002; the 9th Basic Income European Network (BIEN) in 2002; a workshop in December 2002 on “Reconceptualizing Work” in collaboration with Women in Informal Economy Globalizing and Organizing (WIEGO) and SEWA and a regional conference in Dar es Salaam, the United Republic of Tanzania, in May 2003 on “Socio-Economic Security and Decent Work in Africa”. Finally, the programme has been developing a global socio-economic security database, by which member governments, employers and trade unions could monitor the effectiveness of government policies in the area of socio-economic security, and could simulate the impact of possible policy initiatives, based on international comparative information.
- 65.** Finance, actuarial and statistical services for the development of social security systems were provided through technical cooperation or advisory activities in about 35 countries. The nature of the activities ranged from short diagnostic or advisory missions (e.g. Sri Lanka) on classical actuarial or financial valuations of pensions and other individual social security schemes (e.g. Luxembourg, Zimbabwe, the Caribbean multi-island project), to full-blown complex social budget exercises which analysed the overall financial situation and their likely future development of national social protection schemes (i.e. Argentina, Luxembourg).
- 66.** In Chile, studies on non-contributive pension systems resulted in increased technical capacities for the design and administration of social security programmes, facilitating the development of proposals for the strengthening of mechanisms, instruments and strategies for social intervention.
- 67.** Technical cooperation activities in the field of occupational safety and health in 2002-03 have been developed and implemented within the framework identified by the ILO

Occupational Safety and Health Convention, 1981 (No. 155), agreements between the ILO and donors, as well as by the ILO policy on the promotion of decent work principles. Technical cooperation projects for the strengthening of integrated labour inspection in Bulgaria and Viet Nam, financed by Germany, made comprehensive contributions to the identification of countries' needs for reform in the area of labour inspection system development, in particular to bring inspection services in line with the ILO Conventions. In Bulgaria, the emphasis was put on training to change the attitude among cadres, from the former "control and punishment" approach towards a prevention-oriented service, providing competent advice and information to employers and workers in the context of the transition process.

- 68.** The Resolution concerning occupational safety and health (OSH), adopted by the ILC at its 91st Session in 2003, specifically underlined the important role of technical cooperation in the provision of technical advisory and financial support to developing countries and countries in transition for the timely strengthening of their national OSH capacities and programmes. This assistance is of particular importance in the context of rapid changes in global economy and technology. It should be based on the needs assessment and linked to the establishment of national OSH programmes on the basis of the national OSH profiles. Together with the constituents, the Office will make special efforts to seek support of the donor community as well as innovative funding sources for such purposes.
- 69.** Technical support to the promotion of International Chemical Safety Cards (ICSC) has been provided within the framework of technical cooperation in Egypt and sub-Saharan African countries that would result in the translation of ICSC into Arabic and Swahili. Dissemination of OSH information via the Internet, CD-ROM and printed materials substantially increased abilities of governmental agencies, employers' and workers' organizations to contribute to creation of safe and healthy working conditions in the ILO member States. A project targeted at the development of national capacities to reduce the negative impact of workplace psycho-social problems as well as the improvement of enterprise-level productivity and workers' health (SOLVE), started in January 2003 and a number of promotional activities being organized in France, Italy, Senegal and South Africa.
- 70.** A US-Department of Labor-funded project was executed through the Haitian employers' organization to improve working conditions in the garment assembly sector. Technical assistance and training have been based around the ILO's well-tested Work Improvements in Small Enterprises (WISE) approach. Some training was also provided to Haitian trade union representatives and to the Ministry of Labour and Social Affairs (MAS). Tripartite relations between the private sector and the project's other partners, namely the trade unions and the MAS, have been reinforced through the establishment of a Project Advisory Committee (PAC) composed of the three partners.
- 71.** Technical cooperation projects addressed a number of migration challenges and issues identified by constituents: growth of irregular forms of migration including trafficking and smuggling of human beings; abuses in recruitment; unequal treatment and exploitation of migrant workers; weak capacities for the effective management of migration flows; and loss of human capital through emigration of highly skilled workers.
- 72.** Studies on the impact of HIV/AIDS among informal workers were conducted in Ghana, South Africa, the United Republic of Tanzania and Uganda. The studies enabled constituents and informal sector associations to identify vulnerable sub sectors within the informal economy and plan for future action; training of 100/150 peer educators among informal workers was conducted in the selected countries, focusing on prevention, managing risky behaviour and care/support in the workplace (areas where informal workers conduct their activity).

73. A Swedish International Development Agency (SIDA)-funded project on HIV/AIDS prevention in the transport sector assessed and helped design national and regional strategies in the road, rail, water and air transport sectors in a number of southern African countries.
74. Under the Italian-funded project on HIV/AIDS and the world of work, evaluation of the consequences of HIV/AIDS for labour and socio-economic development was undertaken in Botswana, Burkina Faso, Ethiopia, Lesotho, Malawi, Senegal, Swaziland, Togo, Uganda and Zambia. The assessment allowed ILO constituents to identify specific needs for ILO technical contributions. National policies and action plans on HIV/AIDS in the workplace were formulated in a number of countries.
75. In Asia, activities on HIV/AIDS focused on the implementation of the ILO's code of practice on HIV/AIDS and the world of work. The code of practice has been translated into several Asian languages. Tripartite constituents have been consistently involved and mobilized for pilot action. Partnership with UNAIDS, national AIDS commissions, the private sector and NGOs has leveraged the impact of the Code of practice as a guiding principle for workplace policy and action in several countries including Bangladesh, India, Indonesia, Nepal, Pakistan and Thailand.

D. Social dialogue

76. Through technical cooperation projects the ILO constituents have strengthened their legal framework, institutions and procedures for social dialogue and have adopted national legislation based on ILO standards and gender-sensitive issues. As a result, in a selected number of countries, there has been an improvement in the representation, services and influence of the tripartite constituents. In several countries, there is a common trend to develop efficient institutions and mechanisms for engaging in meaningful social dialogue, especially in poverty reduction strategies, in addition to the promotion of the right to organize and collective bargaining, and the establishment of mechanisms for the prevention and settlement of labour disputes.
77. With ILO support, Senegal adopted a National Charter on Social Dialogue, designed as a tool to improve labour-management cooperation and with a view to upgrading the institutional framework for social dialogue between the State, private sector employers and workers. The Charter, which was signed by all employers' organizations and the major unions, applies to all sectors of the economy.
78. Under the programme for the promotion of social dialogue in the Portuguese-speaking African countries (PRODIAL), activities aiming at strengthening the capacity of social partners to participate in national social dialogue were organized in Guinea-Bissau (2002), and Angola and Sao Tome and Principe in 2003. Other relevant assistance includes the ILO Declaration US-DOL-funded projects: (i) Strengthening Labour Relations in East Africa, (SLAREA); (ii) Strengthening Labour Administration in Southern Africa (SLASA) (Botswana, Lesotho, Malawi, Zambia) launched in 2002; and (iii) Promoting Democracy through Fundamental Principles and Rights at Work and Tripartism (NIDEC, Nigeria).
79. Through its programme for social dialogue in French-speaking Africa (PRODIAF), the ILO also organized technical workshops, training workshops and national tripartite meetings in numerous countries.
80. The social partners in the Americas have valued social dialogue as a means of strengthening democracy. In Chile, social dialogue was launched by the President of the Republic, through bilateral meetings with employers' and workers' organizations, resulting in the functioning of the Tripartite Council for Social Dialogue and the establishment of a

special Committee for Convention No. 144. In Peru, the National Labour Council has become a forum for discussion of labour issues and initiatives, thus contributing to developing a culture of social dialogue in the country. A tripartite Economic and Social Council has been established in Honduras and tripartite mechanisms for social dialogue have been strengthened in most Central American countries.

- 81.** In Asia, projects in labour law and industrial relations supported the establishment of collective bargaining and dispute settlement systems. An arbitration council was established in Cambodia. A manpower protection and development act was promulgated in Indonesia with technical support from the ILO. This effort was supplemented by a workers' education project which trained more than 6,500 young trade unionists (35 per cent of whom were female), to create a new generation of professional trade union leaders, and produced training materials and guides in the local language which could be easily accessed by trade unions through the ILO web site. The innovative approach on promoting social dialogue in the dispute settlements in India (people's court) generated significant interest in other South Asian countries and contributed to reducing the backlog of cases pending before labour courts. RBTC-funded initiatives were used in assisting Nepal and India in developing a strategy for strengthening labour inspection systems to cover informal economy workers. Enterprise-level initiatives on social dialogue were promoted through a regional project (SAVPOT) operational in South Asia and Viet Nam. The project developed a series of operational tools for enhanced bipartite action at enterprise level, which were documented and promoted as examples of good practices on social dialogue.
- 82.** A key outcome of ILO work in Iran is the establishment of the National Tripartite Labour Council which will be a vital mechanism in providing appropriate institutional support for national level social dialogue. Similar work was also conducted in Sri Lanka to strengthen the Tripartite National Advisory Council with a broader mandate on employment issues.
- 83.** Along with the ongoing review of the labour code, the Arab region witnessed an impressive increase and improvement in workers' representation in Bahrain, Oman, Qatar and Saudi Arabia, where either an enabling environment or an institutional structure has been established for genuine social dialogue. In some countries, the revision of labour laws permitted setting up workers' committees at the workplace.
- 84.** IFP/DIALOGUE technical cooperation projects cover several regions. In some of the countries, technical cooperation activities have contributed to a deep reform of the ministries of labour, such as in Costa Rica, the Dominican Republic and Honduras. In all technical cooperation activities, social partners have been kept informed, consulted and have taken part with a view to adopting far-reaching reforms in the area of social and economic policy.
- 85.** An important component of future technical cooperation to strengthen tripartism and social dialogue will be based on the follow-up to the resolution concerning tripartism and social dialogue which was adopted by the ILC at its 90th Session (June 2002). The social dialogue sector is currently developing a plan of action to implement the follow-up to this resolution.

Bureau for Employers' Activities (ACT/EMP)

- 86.** A strategic planning workshop held with the Indonesia Employers' Association (APINDO) provided key recommendations to restructure and improve performance of the organization. The organization developed a professional service centre to provide industrial relations services and advice to members; representation was improved with the establishment of a high-level advisory board comprising senior representatives from major companies; and its public profile on legislative reform regarding minimum wages and

labour laws and regulations was raised. A study tour undertaken in 2002 in which APINDO participated to learn about the operations and strategies of other employers' organizations' in the region (Malaysia, Singapore and Sri Lanka,) also contributed to these positive developments.

- 87.** Through technical assistance, the Coordinating Committee of Agricultural, Commercial, Industrial and Financial Associations of Guatemala (CACIF) established and staffed a new communications department. Internal communication policy has improved substantially, and employers now represent and defend their views based on a more elaborated and coordinated strategy.
- 88.** ACT/EMP's interventions helped the establishment in 2002 of a new employers' organization, the Union of Employers of the Federation of Bosnia and Herzegovina. With technical assistance and advice, the organization played an important role in the creation of a tripartite economic and social council in which the Union is the sole employers' organization representative.
- 89.** The issue of the informal economy was extensively discussed by employers' organizations in a key regional meeting on "Employers' Organizations and the Informal Economy in Africa" held in Douala, Cameroon, in May 2002. This regional meeting, organized by ACT/EMP, the International Organisation of Employers (IOE), the PEC and the Inter-Enterprise Group of Cameroon (GICAM) allowed employers' organizations to better understand the issues and challenges of the informal economy and to define appropriate strategies to address these issues.
- 90.** ACT/EMP recently reviewed and updated its technical cooperation strategy. The strategy will not only guide the Bureau's work in technical cooperation, but also provide a basis for development of a resource mobilization plan.
- 91.** The Millennium Development Goals are the ultimate reference tool of the donor community and poverty reduction, notably through the PRSP process, is today driving the international development agenda. Through its technical cooperation programme, ACT/EMP will assist employers' organizations to make the case that if poverty alleviation is to be a sustainable initiative, it needs to be approached through employment creation based on enterprise development.

Bureau for Workers' Activities (ACTRAV)

- 92.** The focus on tripartism and social dialogue consolidated the general capacity of workers' organizations, enabling them to address prominent issues under the four strategic objectives: freedom of association and collective bargaining, international labour standards and labour legislation; PRSP and the informal economy; grievance-handling, OSH and HIV/AIDS; child labour and gender equality. As a general rule, capacity and institution building of workers' organizations through education and training contributed to strengthening democracy and reducing poverty.
- 93.** Two policy dialogue seminars for unions from 15 English- and French-speaking countries of Africa and Bretton Woods institutions contributed to greater workers' involvement in PRSP and to better understanding of the Decent Work Agenda by Bretton Woods officials. In Indonesia, a UK-DfID project helped participants identify the prevention of industrial conflicts through social dialogue as a strategic tool.
- 94.** A Spanish-funded project in Latin America strengthened unions' capacity to participate in social dialogue proactively; subregional meetings worked out practical recommendations related to the social dimension of MERCOSUR economic integration process.

95. In Belarus, United States and German-funded projects strengthened democratic workers' organizations. DANIDA and DfID projects contributed to gender equality promotion: in India, 2,876 rural women established 41 village self-help groups addressing local development issues (electricity and drinking water supply, road repairs, mutual financial assistance, etc.); revolving funds helped release women from bonded labour relations. In Indonesia and Yemen, women's participation in training exceeded 30 per cent; in Cambodia women assumed leadership positions in four important unions. The *Universitas* project in Algeria promoted the role of women in local development.
96. In Mozambique, Palestine and Uganda, workers' education infrastructures have been strengthened. In Cambodia, Uganda and Yemen trade unions increased the number of collective agreements for the benefit of their members. A Norwegian-financed project for rural workers in Central America contributed to the development of a new law for the agricultural sector in Honduras and assisted the banana workers' union in Costa Rica in negotiating an ethical trade agreement with a group of employers (Oro Verde, a Costa Rican banana producer); the agreement is largely based on ILO Conventions (freedom of association, collective bargaining, child labour, gender equality, etc.). A Norwegian child labour project, now active in 46 countries, assisted a number of agricultural commercial farms in South Africa to become child labour free zones. An Italian-sponsored project, "Partnership for Democracy and Peace", had encouraging impacts on industrial relations in Benin, Mozambique, Rwanda, Swaziland, the United Republic of Tanzania and Zimbabwe.

Sectoral Activities Department (SECTOR)

97. The project on improved security of seafarers' identification has facilitated the adoption by the 91st Session (2003) of the ILC of a Convention on this important issue. The International Programme for the Promotion of Decent Work in the maritime industry has also been instrumental in this regard. It has permitted the holding of a regional maritime conference in Rio de Janeiro, where the important issues raised in the framework of the future consolidated maritime labour Convention and the improved security of the seafarers' identification document have been thoroughly discussed. The consultations have added an important input, in a tripartite manner, from countries in the region which had not been represented at the various meetings held in Geneva earlier.
98. There is a need for more advocacy and information regarding the current developments in maritime labour. The adoption of the seafarers' identity Convention has only been a first step. More explanations, as well as the definition and implementation of appropriate technical cooperation programmes will be necessary to enable certain developing countries to implement this Convention. Moreover, a number of important maritime issues, like piracy or abandonment of seafarers and ships, will have to be tackled in the near future.
99. Through the Finnish International Development Agency (FINNIDA)-funded project, Promotion of National Codes of Best Forest Practices, the ILO has assisted the forestry sector in China, Mongolia, the Philippines and Uruguay with the formulation of national codes of practice. Such codes provide guidance for management using technology and methods to protect the health of workers, improve productivity and protect the environment. The development of codes of best practices in forestry is also a good example of a constructive use of social dialogue in this sector.

E. International Training Centre of the ILO, Turin

100. The Centre continued to carry out a large volume of training operations and project services in pursuit of its long-term institutional development objectives. As can be seen in Appendix VIII, in 2002 it implemented 369 activities and trained 8,007 participants from

177 countries. Almost half of the activities were held outside Turin. The same volume of activities is expected in 2003.

- 101.** The average rate of women's participation was 39 per cent in 2002 and is expected to remain close to 40 per cent in 2003.
- 102.** The Centre has strengthened its gender mainstreaming approach in accordance with ILO policy. Its internal network of gender focal points made considerable progress by incorporating gender issues and gender analysis into all the main curricula. A number of new training packages with a gender focus were produced in 2002, with growing use of distance learning technology.
- 103.** The Centre continued its policy of increasingly focusing its activities on the ILO's constituents and of creating opportunities for involving social partners in its training programme. In 2002, the rate of participation by social partners in all the activities of the Centre reached 20 per cent, compared to 17 per cent in 2001. It is expected to rise further in 2003.
- 104.** The Government of Italy and the ILO remained the principal sponsors of the Centre's activities, covering about one third of the total training income. However, the Centre continued to generate income from other sources. Bilateral donors approximately maintained their share of the total contribution to the programmes. A number of customized programmes were implemented with the direct financial contributions from the recipient institutions from developing or transition countries, such as Azerbaijan, Brazil, China, Colombia, Croatia, Malaysia, Mexico, the Russian Federation and Yugoslavia. The investment made by the Centre in prior years to establish a capacity to respond to tender opportunities brought six new projects in 2002, which were awarded to the Centre through competitive bidding. This capacity is being further strengthened in 2003.
- 105.** The Distance Education and Learning Technology Applications (DELTA) Programme, created in early 2000, has continued to provide a catalyst for the Centre's work in this field. Several distance learning platforms were developed in such fields as the follow-up to the Declaration, social dialogue, workers' education, local development, small enterprise development and small business services (business development service), local economic initiatives, social security, and gender mainstreaming. Information technology has been increasingly used to augment the impact of training by better preparing participants before courses and supporting them after courses.
- 106.** The implementation of the activities beyond 2003 will be in line with the consolidation of the Centre's training programmes and technical structure. The main aspects will be:
 - an increasing focus on ILO priorities, strategic objectives and approaches;
 - strengthened capacity to respond to tender opportunities launched by the EU, the World Bank or other development agencies;
 - the continuation and deepening of the gender mainstreaming policy;
 - the allocation of increased resources to promote tripartite activities and to improve social partners' access to training courses;
 - the development of new distance learning projects in all technical areas;
 - the consolidation of the evaluation system, with focus on impact evaluation tools.

III. Developments in strategic planning of technical cooperation

A. Review of programming practices in ILO offices

- 107.** The Programme and Budget for 2004-05 reflects the overall strategic orientation contained in the Decent Work Agenda. Its translation into results-based programmes in countries, subregions and regions, requires continued attention.
- 108.** In late 2002, PROGRAM and CODEV jointly spearheaded an initiative to review the programming practices in ILO offices and subregional offices. Five such offices were visited in 2003 (Bangkok, Colombo, Dar es Salaam, Moscow and Yaoundé) and two more are planned (Brasilia and Costa Rica). The reviews provide up-to-date information on the various methodologies and tools used for programming purposes and constitute part of an ILO-wide effort to promote country and subregional focus on programming of ILO activities. The decent work pilot programmes supported by the Policy Integration Department and various staff seminars, including the Joint Field-Headquarters Programming Workshop, all contribute to this effort.
- 109.** The implementation of the Programme and Budget for 2004-05 will be based on a much clearer identification of results and outputs at country, subregional and regional levels. This will call for much greater collaborative work between field and headquarters units in the implementation of the programme and budget as well as more transparent reporting on results achieved. The ILO office programming reviews carried out gathered essential information to better prepare for this. It will further facilitate targeting of resources available to the ILO for priority areas of work. This in turn will provide a more coherent framework for resource mobilization and allocation.

B. Technical Cooperation Resource Allocation Mechanism (TC-RAM)

- 110.** The ILO established the Technical Cooperation Resource Allocation Mechanism (TC-RAM) in 2001 to allocate funds in line with the ILO's strategic budgeting framework. The impetus to set up this new approach was the implementation of strategic planning throughout the ILO as well as a strong request from selected donors to be assured that the Office had the tools available to appraise proposals and to set priorities for technical cooperation.
- 111.** The first round of the TC-RAM had been launched in September 2001 to programme funds made available as from 2002 from both the Netherlands and the UK-DfID.
- 112.** Draft proposals were prepared by headquarters units and field offices. After a joint programming workshop and further consultations between units in the field and at headquarters, the Director-General made the final selection on proposals for funding.
- 113.** The whole process was reviewed internally, as well as by an external consultant. The review confirmed the need for more transparency, guidelines and assistance throughout the process, for more field involvement and for a more rigorous appraisal system.

- 114.** Building on the experiences of the first round, new procedures were developed and applied in the second round to allocate the funding available under the ILO/UK-DfID partnership framework 2004/05.⁴
- 115.** DfID wanted the proposals to: (a) have a poverty focus, (b) be strategic, and (c) be demand driven. Concept notes prepared by the sectors were reviewed by ACTRAV, ACT/EMP, PROGRAM, INTEGRATION, GENDER, DCOMM and Turin. On the basis of their comments and taking the criteria given by DfID into account, the Senior Management Team of the ILO decided to focus programme development in this round of TC-RAM on two themes: (i) informal economy, employment and poverty; and (ii) trafficking, vulnerable groups and poverty. The regional directors were then requested to organize the preparation of summary project outlines (SPROUTS) at the subregional level according to their priorities. SPROUTS submitted to CODEV were sent to ACTRAV, ACT/EMP, INTEGRATION, PROGRAM, GENDER and Turin, for comments. Taking the comments into account, an independent review panel within the ILO, appraised the proposals and made recommendations to the Director-General for final approval.
- 116.** An independent evaluation of the last two rounds of TC-RAM is foreseen for the end of this year.

C. Working in partnership⁵

(i) Poverty Reduction Strategy Papers (PRSP)⁶

- 117.** The original special focus countries were Cambodia, Honduras, Mali, Nepal and the United Republic of Tanzania. A further five have been added – Ethiopia, Ghana, Indonesia, Pakistan and Viet Nam. A report on “Generating decent work for poverty reduction in Cambodia” was drafted and submitted to the PRSP coordinating body in Cambodia, with all major policy proposals made by the ILO finding their way into the Government’s policy matrix. An ILO contribution to the PRSP in Nepal was finalized and presented to the Government and had a significant impact on the PRSP. In the United Republic of Tanzania, ILO focused on policy for agriculture and the primary education sectors. Support to the Ghana decent work pilot project has involved participation in workshops with social partners, during which a plan of action was formulated to assist them to participate more systematically in the PRSP process. Technical inputs are being provided to draft relevant sections of the PRSPs in Indonesia and Pakistan, while in Ethiopia and Viet Nam the ILO is focusing on prioritizing specific aspects of decent work in the implementation and follow-up to the PRSPs.
- 118.** Significant progress has been made in terms of the original twin objectives of integrating policies to promote decent work into these PRSPs and empowering the social partners to influence the design and drafting of the PRSPs in these countries.
- 119.** However, there is still considerable potential both for the ILO’s policy advocacy and for inclusion of the social partners in the PRSPs. The PRSPs are heavily influenced by donor

⁴ A similar procedure is currently being used for the third TC-RAM round to programme the funds available under the ILO/Netherlands Partnership Programme 2004/05.

⁵ See also GB.288/TC/2, *Further developments concerning operational activities of the United Nations system*.

⁶ Readers might wish to refer to GB.285/ESP/2.

funding and their policy advocacy. The ILO can provide purely technical policy advocacy and is meeting the challenge with increasing confidence. The PRSPs are also based on public expenditure frameworks and the social partners have limited technical capacity and influence with respect to the related reforms. This has directed the ILO towards focusing on capacity building to help our partners to be better able to engage in technical dialogues on the PRSPs. When the ILO has entered the process at a relatively late stage, it has also been more difficult to get its voice heard.

120. Future work of the ILO will focus on three key areas: policy development; greater inclusion of the social partners in the PRSP process; and better advocacy of our Decent Work Agenda in the PRSPs and their implementation. On the policy side, a more comprehensive framework for poverty reduction is being developed. Inclusion requires a growing focus on capacity building of the social partners. To support better advocacy of the ILO's policies, the development of training modules for advocacy, negotiation and networking are planned.

(ii) **European Commission/ILO partnership**

121. The European Commission (EC) and the ILO agreed at their second high-level meeting in July 2003 to expand and strengthen their cooperation further. They will develop and finalize by the end of 2003 a strategic partnership, aimed at strengthening sustainable development and the social dimension of globalization.

122. At the meeting, the EC and the ILO also signed the accession of the ILO to the EU/UN Financial and Administrative Framework Agreement (FAFA). This should now facilitate cooperation at the operational level, for example by providing an agreed framework for the conclusion of funding arrangements for ILO operations and programmes. This will be particularly important in developing the strategic partnership with the ILO.

123. The strategic partnership between the EC and the ILO will enhance cooperation through policy dialogue and operational activities on areas of common interest. Four preliminary areas were identified:

- promotion of core labour standards, with special focus on education and child labour and on trade related policies;
- corporate social responsibility and core labour standards;
- support for social dialogue initiatives taking into account the experience of PRODIAP (social dialogue in French-speaking Africa); and
- employment strategy in the context of poverty reduction.

124. The FAFA and the strategic partnership should lead to closer programming dialogue between the EC and the ILO. As there is a strong interest on the part of the EU to promote knowledge and values of the ILO at the country level, it would be important to strengthen relations between ILO offices and EU delegations. EU resources have already been mobilized at the field level in Niger and the Democratic Republic of Timor-Leste.

D. *Design monitoring and evaluation of technical cooperation*

125. The Office has continued to monitor and evaluate technical cooperation programmes and projects on a thematic as well as an individual project basis. This has helped the Office to improve the quality of its technical cooperation programme by analysing design, validity,

management and coordination, relevance, efficiency, effectiveness, impact, sustainability of the projects and lessons learned. Since August 2001, over 100 mid-term and final evaluations have been undertaken for projects administratively backstopped by the headquarters technical units. The Office will continue to ensure that monitoring and evaluation of technical cooperation are carried out in accordance with the ILO evaluation framework.⁷ The 2004 report on technical cooperation will provide details of evaluation of technical cooperation undertaken at headquarters as well as in the field.

Geneva, 15 October 2003.

⁷ See GB.285/PFA/10.

Appendix I

Expenditure on ILO technical cooperation programmes 2000-02 (excluding administrative expenditure) (in US\$000) ¹

A. By source of funding

Source of funds	2000		2001		2002		2002/2001 % change
	\$	% share	\$	% share	\$	% share	
Extra-budgetary							
UNDP ¹	15 069	16.6	10 644	8.7	8 480	7.2	-20.3
Trust funds ² and multi-bi ³	64 577	71.0	88 706	72.9	97 206	82.8	9.6
UNFPA ⁴	2 861	3.1	2 429	2.0	1 852	1.6	-23.8
Subtotal extra-budgetary	82 508	90.7	101 779	83.6	107 537	91.6	5.7
Regular budget (RBTC)	8 459	9.3	19 966	16.4	9 846	8.4	-50.7
Total	90 967	100.0	121 745	100.0	117 383	100.0	-3.6

¹ Including projects in which the ILO acts as an associated agency: (\$4,198,664 for 2000, \$3,178,621 for 2001 and \$2,784,542 for 2002). Including SPPD projects: (\$2,652,942 for 2000, \$2,167,593 for 2001 and \$2,606,668 for 2002). Excluding STS projects: (\$1,827,496 for 2000, \$1,005,629 for 2001 and \$607,037 for 2002).

² Including: (a) funds deposited by beneficiary governments; (b) reimbursable expenditure under programmes such as UNEP, UNICEF, UNHCR, etc.; and (c) development banks.

³ Multi-bilateral programmes, including associate expert programmes.

⁴ United Nations Population Fund.

B. By geographical region

Region	2000		2001		2002		2002/2001 % change
	\$	% share	\$	% share	\$	% share	
Africa	28 379	31.2	32 757	26.9	27 911	23.8	-14.8
Asia and the Pacific ¹	20 748	22.8	26 816	22.0	26 699	22.7	-0.4
Latin America and the Caribbean	14 298	15.7	20 043	16.5	19 726	16.8	-1.6
Arab States, Middle East	2 140	2.4	2 290	1.9	2 510	2.1	9.6
Europe ²	5 208	5.7	5 948	4.9	7 589	6.5	27.6
Interregional and global	20 194	22.2	33 891	27.8	32 948	28.1	-2.8
Total	90 967	100.0	121 745	100.0	117 383	100.0	-3.6

¹ Including Afghanistan and the Islamic Republic of Iran.

² Including Israel.

¹ All figures are rounded up to the nearest thousand in all tables of the appendices.

**C. By delivery rate within region
(extra-budgetary funding only)**

Region	2001				2002			
	Alloc.	Expend.	% share (expend.)	% delivery rate	Alloc.	Expend.	% share (expend.)	% delivery rate
Africa	42 387	25 999	25.5	61.3	42 647	24 237	22.5	56.8
Asia and the Pacific ¹	43 393	22 313	21.9	51.4	38 387	24 967	23.2	65.0
Latin America and the Caribbean	24 091	16 544	16.3	68.7	27 623	17 664	16.4	63.9
Arab States, Middle East	2 426	1 236	1.2	50.9	2 906	1 919	1.8	66.0
Europe ²	7 439	4 642	4.6	62.4	9 795	6 957	6.5	71.0
Interregional and global	41 339	31 046	30.5	75.1	46 394	31 793	29.6	68.5
Total	161 076	101 779	100.0	63.2	167 752	107 537	100.0	64.1

¹ Including Afghanistan and the Islamic Republic of Iran.

² Including Israel.

**D. By delivery rate within technical field
(extra-budgetary funding only)**

Field of activity	2002			
	Allocation	Expenditure	% share (expend.)	% delivery rate
Standards and fundamental principles and rights at work				
International labour standards				
Programme management	207	180	0.2	87.0
Social protection and labour conditions	196	171	0.2	87.2
Equality and employment	1 231	1 048	1.0	85.2
InFocus Programme on Promoting the Declaration	7 415	5 451	5.1	73.5
InFocus Programme on Child Labour	55 386	36 480	33.9	65.9
Subtotal	64 435	43 330	40.3	67.2
Employment				
Executive Director's office and common services	893	653	0.6	73.1
Employment strategy	6 672	3 684	3.4	55.2
Recovery and reconstruction				
Programme management	201	109	0.1	54.2
Employment intensive investment	13 519	7 334	6.8	54.2
InFocus programme on crisis response and reconstruction	3 056	1 823	1.7	59.7
InFocus programme on skills, knowledge and employability	7 483	5 280	4.9	70.6
Job creation and enterprise development				
Programme management	1 120	954	0.9	85.2
InFocus programme on boosting employment through small enterprise development	10 517	6 948	6.5	66.1
Cooperatives	5 188	3 695	3.4	71.2

Field of activity	2002			
	Allocation	Expenditure	% share (expend.)	% delivery rate
Management and corporate citizenship	1 787	807	0.8	45.2
Multinational enterprises	119	91	0.1	76.0
Gender promotion	3 496	1 763	1.6	50.4
Social finance unit	5 303	2 910	2.7	54.9
Subtotal	59 355	36 051	33.5	60.7
Social Protection				
InFocus Programme on Socio-economic Security	2 116	1 515	1.4	71.6
Labour protection				
InFocus Programme on Safety and Health at Work and the Environment	1 424	1 067	1.0	74.9
Conditions of work	932	595	0.6	63.8
International migration	103	50	0.0	48.3
Occupational safety and health information services	112	93	0.1	83.1
HIV/Aids and the world of work	2 196	1 283	1.2	58.4
Social security	7 772	5 343	5.0	68.7
Subtotal	14 656	9 947	9.2	67.9
Social Dialogue				
Employers' activities	315	272	0.3	86.2
Workers' activities	3 816	2 556	2.4	67.0
InFocus Programme on Social Dialogue, Labour Law and Labour administration	13 039	7 870	7.3	60.4
Sectoral activities				
Industrial activities teams I and II	154	72	0.1	47.2
Maritime activities team	1 069	518	0.5	48.5
Public and private services team	12	8	0.0	60.8
Subtotal	18 551	11 416	10.6	61.5
Policy Integration				
Policy integration	330	227	0.2	68.7
National policy group	147	91	0.1	61.9
International policy group	548	355	0.3	64.7
Bureau of statistics	45	30	0.0	66.7
Subtotal	1 070	702	0.7	65.6
Cross-cutting activities				
ILO Turin Centre	730	582	0.5	79.8
International Institute for Labour Studies	155	78	0.1	50.5
Gender equality	508	270	0.3	53.2
Subtotal	1 392	931	0.9	66.9

Field of activity	2002			
	Allocation	Expenditure	% share (expend.)	% delivery rate
Miscellaneous ¹	8 293	5 160	4.8	62.2
Total ILO technical cooperation programmes in 2002	167 752	107 537	100.0	64.1

¹ Including projects administered by regional offices, MDTs, etc., where no technical field has been attributed, and associate experts.

Appendix II

Analysis of ILO technical cooperation expenditure by type of assistance/input, 2001-02 (excluding administrative expenditure) (in US\$000)

Type of assistance/input	2001		2002		2002/2001 % change
	\$	% share	\$	% share	
Experts	27 353	22.5	30 838	26.3	12.7
Other personnel ¹	38 702	31.8	35 188	30.0	-9.1
Training ²	24 351	20.0	18 311	15.6	-24.8
Equipment	4 051	3.3	3 344	2.8	-17.4
Subcontracting	18 220	15.0	21 930	18.7	20.4
Miscellaneous	9 068	7.4	7 771	6.6	-14.3
Total	121 745	100.0	117 383	100.0	-3.6

¹ National experts, external collaborators, locally recruited project staff, United Nations Volunteers and other staff costs.

² Comprising mainly fellowships, seminars and in-service training.

Appendix III

Analysis of ILO technical cooperation expenditure in 2002, by field of activity and source of funds (excluding administrative expenditure) (in US\$000)

Field of activity	2002				
	Regular budget	UNDP	UNFPA	Trust funds and multi-bi.	Total
Standards and fundamental principles and rights at work					
Executive Director's office and common services	31	-	-	-	31
International labour standards	-	-	-	-	-
Programme management	446	-	-	180	627
Social protection and labour conditions	47	-	-	171	219
Freedom of association	71	-	-	-	71
Equality and employment	14	-	-	1 048	1 062
Standards policy and information	7	-	-	-	7
InFocus programme on promoting the Declaration	153	27	-	5 423	5 604
InFocus programme on child labour	123	0	-	36 480	36 603
Subtotal	893	28	0	43 303	44 223
Employment					
Executive Director's office and common services	782	555	-	98	1 434
Employment strategy	787	872	1 852	960	4 471
Recovery and reconstruction					
Programme management	39	93	-	16	148
Employment intensive investment	70	468	-	6 866	7 404
InFocus programme on crisis response and reconstruction	278	47	-	1 777	2 101
InFocus Programme on Skills, Knowledge and Employability	833	751	-	4 530	6 114
Job creation and enterprise development					
Programme management	806	31	-	923	1 760
InFocus Programme on Boosting Employment through Small Enterprise Development	13	639	-	6 310	6 961
Cooperatives	224	2 601	-	1 093	3 919
Management and corporate citizenship	13	95	-	712	820
Multinational enterprises	34	31	-	60	125
Gender promotion	147	55	-	1 708	1 910
Social finance unit	55	811	-	2 099	2 965
Subtotal	4 081	7 048	1 852	27 151	40 132

Field of activity	2002				
	Regular budget	UNDP	UNFPA	Trust funds and multi-bi.	Total
Social Protection					
Executive Director's office and common services	57	-	-	-	57
InFocus Programme on Socio-Economic Security	37	69	-	1 446	1 552
Labour protection					
Programme management	586	-	-	-	586
InFocus Programme on Safety and Health at Work and the Environment	42	93	-	973	1 109
Conditions of work	-	-	-	595	595
International migration	60	-	-	50	110
Occupational safety and health information services	-	-	-	93	93
HIV/AIDS and the world of work	97	26	-	1 258	1 380
Social security	335	977	-	4 366	5 678
Subtotal	1 213	1 164	0	8 782	11 160
Social Dialogue					
Executive Director's office and common services	44	-	-	-	44
Employers' activities	911	-	-	272	1 183
Workers' activities	1 620	-	-	2 556	4 176
InFocus Programme on Social Dialogue, Labour Law and Labour Administration	819	118	-	7 752	8 689
Sectoral activities					
Industrial activities teams I and II	-	-	-	72	72
Maritime activities team	-	-	-	518	518
Public and private services team	-	-	-	8	8
Subtotal	3 506	125	0	11 291	14 923
Policy Integration					
Policy integration	24	-	-	227	251
National policy group	29	-	-	91	119
International policy group	-	-	-	355	355
Bureau of statistics	37	29	-	1	67
Subtotal	90	29	0	673	792
Cross-cutting activities					
ILO Turin Centre	-	57	-	526	582
International Institute for Labour Studies	-	-	-	78	78
Gender equality	63	-	-	270	333
Subtotal	63	57	0	874	994
Miscellaneous ¹	-	29	-	5 131	5 160
Total ILO technical cooperation programmes in 2002	9 846	8 480	1 852	97 206	117 383
Total ILO technical cooperation programmes in 2001	19 966	10 644	2 429	88 706	121 745

¹ Including projects administered by regional offices, MDTs, etc., where no technical field has been attributed and associate experts.

Appendix IV

Breakdown, by country and area, of expenditure on ILO technical cooperation in 2002 (excluding administrative expenditure) (in US\$000)

Country or territory	Regular budget	UNDP (executing agency)	UNDP (associated agency)	UNFPA	Trust funds	Total
Africa						
Regional	1 910	575	58	-	8 889	11 432
Algeria	28	-	-5	-	-	23
Angola	42	-1	42	-	-	82
Benin	14	-	-	-	116	130
Botswana	8	-	-	23	6	37
Burkina Faso	26	-	7	-	256	289
Burundi	8	110	-	-	-	119
Cameroon	42	-7	-	-	158	193
Cape Verde	36	-	-	-	-	36
Central African Republic	26	-	406	-	-	432
Chad	9	362	-	-	-	371
Comoros	25	232	-	85	-	342
Congo	4	-	-	-	86	90
Côte d'Ivoire	22	3	-	-	5	30
Democratic Republic of the Congo	22	3	-	-6	530	549
Djibouti	3	3	-	-	-	6
Egypt	55	-	2	-	156	213
Equatorial Guinea	2	-	-	-	-	2
Eritrea	39	61	-	-	-	100
Ethiopia	116	-	-	-	76	192
Gabon	-	-	-	-	354	354
Gambia	15	459	-	-	-	474
Ghana	86	-	-	-	169	256
Guinea	30	73	-	-	-	103
Guinea-Bissau	6	118	22	-	5	151
Kenya	55	109	20	-	371	555
Lesotho	11	-	-	-	-	11
Libyan Arab Jamahiriya	5	-	-	-	-	5
Madagascar	16	24	-	-	1 537	1 577
Malawi	33	-	-8	8	251	284
Mali	48	70	-	-	353	471
Mauritania	10	53	-5	-	-	58
Mauritius	81	41	18	-	-	140

Country or territory	Regular budget	UNDP (executing agency)	UNDP (associated agency)	UNFPA	Trust funds	Total
Morocco	21	-	7	-	522	550
Mozambique	16	194	231	-	348	789
Namibia	5	-	-	-	15	19
Niger	10	17	27	-	465	519
Nigeria	98	103	-	-	699	901
Rwanda	3	24	-	-	-	27
Sao Tome and Principe	-	-	-	-	19	19
Senegal	92	95	8	-	392	588
Seychelles	23	-	-	-	-	23
Sierra Leone	39	24	-	-	-	63
Somalia	17	-	-	-	841	858
South Africa	135	332	2	-	563	1 033
Sudan	20	51	-	-	655	725
Swaziland	22	-	-	-	-	22
Tanzania, United Republic of	74	24	-33	-	685	751
Togo	19	172	-	-	105	297
Tunisia	11	-	-	-	-	11
Uganda	35	28	-	-	522	584
Zambia	75	141	-3	-	427	640
Zimbabwe	128	77	-	-	184	389
Total	3 674	3 570	797	111	19 759	27 911
Asia and the Pacific						
Regional	430	64	-	-	6 699	7 194
Afghanistan	104	-	-	-	-	104
Bangladesh	34	-	171	-	4 162	4 367
Cambodia	39	-	-	-	2 053	2 092
China	195	-	-	-	346	542
Fiji	21	60	-	-	-	81
India	118	74	-	-	2 189	2 381
Indonesia	39	30	-	-	2 290	2 359
Iran, Islamic Republic of	33	39	-	-	-	71
Japan	6	-	-	-	31	37
Kiribati	9	-	-	-	-	9
Korea, Republic of	11	-	-	-	26	37
Lao People's Democratic Republic	27	-	-	-	355	382
Malaysia	17	-	93	-	-	110
Maldives	-	25	-	-	-	25
Mongolia	102	5	-	-	64	171
Nepal	40	167	-	-	918	1 125
Pacific multi-island	15	-	-	-	-	15

Country or territory	Regular budget	UNDP (executing agency)	UNDP (associated agency)	UNFPA	Trust funds	Total
Pakistan	93	-	-	-	1 633	1 726
Papua New Guinea	15	112	-	5	6	139
Philippines	119	128	-37	-	841	1 050
Singapore	6	-	-	-	-	6
Solomon Islands	-	19	37	-	-	57
Sri Lanka	76	-	5	-	628	710
Thailand	96	-	-	-	597	693
Timor-Leste, Democratic Republic of	19	-	-	-	445	464
Tonga	-	40	-	-	-	40
Trust Territory	2	-	-	-	-	2
Viet Nam	68	-	48	-	596	713
Total	1 732	763	318	5	23 880	26 699
Latin America and the Caribbean						
Regional	797	-	-	-	10 450	11 247
Argentina	155	-	-	-	-	155
Barbados	8	-	-	-	5	13
Belize	9	-	-	-	-	9
Bolivia	12	-	-	-	773	785
Brazil	152	52	-	-	579	783
Canada	45	-	-	-	-	45
Caribbean Islands	213	-	-	-	2	216
Chile	68	-	-	-	112	180
Colombia	44	22	-	-	450	516
Costa Rica	13	-	-	-	383	395
Cuba	26	-	-	-	-	26
Dominica	2	-	-	-	-	2
Dominican Republic	14	-	-	-	369	383
Ecuador	53	-	-	-	79	131
El Salvador	45	-	-	-	599	644
Grenada	-	-	-	-	4	4
Guatemala	16	-	-	-	921	937
Guyana	4	-	-	-	3	7
Haiti	5	68	159	-	363	594
Honduras	26	-	-	-	152	179
Jamaica	7	-	-	-	162	169
Mexico	99	-	-	-	177	276
Netherlands Antilles	4	-	-	-	-	4
Nicaragua	8	-	-	-	1 210	1 218
Panama	24	-	-	-	-	24
Paraguay	34	158	-	-	40	232

Country or territory	Regular budget	UNDP (executing agency)	UNDP (associated agency)	UNFPA	Trust funds	Total
Peru	90	–	–	–	182	272
Saint Kitts and Nevis	3	–	–	–	4	7
Saint Lucia	3	–	–	–	–	3
Saint Vincent and the Grenadines	6	–	–	–	–	6
Suriname	5	11	–	–	–	16
Trinidad and Tobago	10	21	–	–	72	103
Uruguay	37	6	–	–	76	119
Venezuela	25	–	–	–	–	25
Total	2 062	337	159	–	17 168	19 726
Arab States, Middle East						
Regional including occupied territories	408	–	–	–	183	591
Bahrain	25	68	27	–	–	119
Iraq	15	178	–	–	–	194
Jordan	19	175	–	–	807	1 002
Kuwait	6	–	–	–	–	6
Lebanon	12	–	–	–	270	283
Oman	5	–	–	–	16	21
Qatar	9	–	–	–	–	9
Saudi Arabia	50	12	–	–	–	62
United Arab Emirates	16	–	–	–	–	16
Yemen	25	–	14	–	168	207
Total	591	433	40	–	1 445	2 510
Europe						
Regional (including EEC)	225	37	–	–	1 487	1 749
Albania	–	–	–	–	651	651
Azerbaijan	–	22	–	–	–	22
Belarus	112	–	–	–	12	125
Bosnia and Herzegovina	8	7	–	–	615	631
Bulgaria	2	–	–	–	106	108
Croatia	8	5	1 384	–	–	1 397
Cyprus	–	–	–	–	41	41
Czech Republic	2	55	–	–	–	57
Estonia	2	–	–	–	62	64
Georgia	7	–	7	–	–	14
Hungary	18	39	–	–	138	195
Italy	–	–	–	–	22	22
Kazakhstan	9	–	–	–	65	73
Latvia	–	34	–	–	–	34
Lithuania	5	–	–	–	–	5
Luxembourg	–	–	–	–	27	27

Country or territory	Regular budget	UNDP (executing agency)	UNDP (associated agency)	UNFPA	Trust funds	Total
Macedonia, the former Yugoslav Republic of	2	-	-	-	-	2
Moldova, Republic of	7	-	-	-	-	7
Poland	18	31	-	-	-	49
Portugal	-	-	-	-	4	4
Romania	2	-	-	-	324	327
Russian Federation	151	-	23	-	198	371
Slovakia	5	10	-	-	-	15
Tajikistan	9	-	46	-	-	55
Turkey	19	-	-	-	322	341
Ukraine	17	254	-	-	610	880
Uzbekistan	4	-	-	-	-	4
Yugoslavia	-	-	-	-	321	321
Total	632	493	1 460	-	5 005	7 589
Interregional	1 155	98	11	1 736	29 948	32 948
Total	9 846	5 695	2 785	1 852	97 206	117 383

Appendix V

ILO technical cooperation activities in the LDCs, 2001-02: Expenditure by geographical region and by source of funding (excluding administrative expenditure) (in US\$000)

Region	UNDP		ILO regular budget		Multi-bi and trust funds		UNFPA		Total	
	2001	2002	2001	2002	2001	2002	2001	2002	2001	2002
Africa	4 824	3 030	1 767	936	8 138	7 582	290	87	15 019	11 636
Latin America and the Caribbean	151	227	24	5	512	363	2	–	689	594
Asia and the Pacific	381	420	749	252	5 375	7 488	–	–	6 505	8 160
Arab States, Middle East	136	14	71	25	69	168	–	–	276	207
Total	5 492	3 690	2 610	1 219	14 094	15 601	292	87	22 488	20 597
ILO global expenditure	10 644	8 480	19 966	9 846	88 706	97 206	2 429	1 852	121 745	117 383
Share of LDCs (%)	51.6	43.5	13.1	12.4	15.9	16.0	12.0	4.7	18.5	17.5

The least developed countries in 2002 for each region are as follows:

Africa: Angola, Benin, Burkina Faso, Burundi, Cape Verde, Central African Republic, Chad, Comoros, Democratic Republic of the Congo, Djibouti, Equatorial Guinea, Eritrea, Ethiopia, Gambia, Guinea, Guinea-Bissau, Lesotho, Liberia, Madagascar, Malawi, Mali, Mauritania, Mozambique, Niger, Rwanda, Sao Tome and Principe, Senegal, Sierra Leone, Somalia, Sudan, Togo, United Republic of Tanzania, Uganda and Zambia.

Latin America and the Caribbean: Haiti.

Asia and the Pacific: Afghanistan, Bangladesh, Bhutan, Cambodia, Kiribati, Lao People's Democratic Republic, Maldives, Myanmar, Nepal, Samoa, Solomon Islands, Tuvalu and Vanuatu.

Arab States, Middle East: Yemen.

Appendix VI

Nationality of experts and associate experts

	2001		2002	
	Experts	Associate experts	Experts	Associate experts
Albanian	–	1	–	1
Argentine	1	–	2	–
Australian	2	–	6	–
Austrian	–	1	–	1
Azerbaijani	–	–	–	–
Bangladeshi	3	–	4	–
Belgian	11	3	9	1
Beninese	1	–	2	–
Bolivian	1	–	–	–
Brazilian	4	–	5	–
British	17	–	24	–
Burkina Faso	1	–	2	–
Cameroonian	2	–	2	–
Canadian	13	–	14	–
Chilean	3	–	2	–
Chinese	3	–	5	–
Colombian	1	–	2	–
Costa Rican	1	–	2	–
Democratic Republic of the Congo	1	–	2	–
Danish	7	8	6	6
Egyptian	1	–	1	–
Ethiopian	2	–	2	–
Filipino	5	–	5	–
Finnish	1	2	1	1
French	14	5	20	4
Georgian	2	–	1	–
German	4	5	6	3
Ghanaian	3	–	2	–
Guinea-Bissau	1	–	1	–
Indian	6	–	9	–
Indonesian	–	–	1	–
Iranian	1	–	1	–
Irish	3	–	2	1
Israeli	–	–	–	–

	2001		2002	
	Experts	Associate experts	Experts	Associate experts
Italian	16	7	11	6
Ivorian	1	–	2	–
Japanese	5	6	3	7
Jordanian	1	–	1	–
Kenyan	2	–	1	–
Lebanese	1	–	1	–
Luxembourg	–	1	–	1
Mexican	1	–	1	–
Mongolian	–	1	–	–
Myanmar	1	–	–	–
Netherlands	15	25	23	12
New Zealander	1	–	1	–
Nigerian	1	–	1	–
Norwegian	9	2	8	1
Pakistani	1	–	1	–
Peruvian	3	–	4	–
Polish	2	–	2	–
Portuguese	1	2	1	–
Republic of Korea	2	–	2	1
Russian Federation	1	–	1	–
Rwandese	–	–	1	–
Salvadorian	1	–	1	–
Senegalese	2	–	2	2
Sierra Leonean	1	–	1	–
Slovene	–	–	1	–
South African	3	–	2	–
Spanish	8	1	10	1
Sri Lankan	1	–	2	–
Sudanese	1	–	1	–
Swedish	6	6	5	4
Swiss	4	1	3	1
Tanzanian	–	–	1	–
Thai	1	–	2	–
Togolese	1	–	2	1
Trinidad and Tobago	1	–	2	–
Tunisian	–	–	1	–
Turkish	3	–	3	–
(of the United States)	15	–	18	–
Ugandan	1	–	1	–

	2001		2002	
	Experts	Associate experts	Experts	Associate experts
Ukrainian	1	-	1	-
Vietnamese	-	-	2	-
Zimbabwean	1	-	2	-

Appendix VII

A. Approvals by donor 2001-02 (US\$000)

	2001	2002
United States	73 500	67 378
Netherlands	574	42 978
Italy	3 066	11 784
France	4 400	5 416
Germany	775	5 200
Switzerland	2 099	4 511
Spain	593	4 451
Sweden	8 910	4 335
Norway	4 240	3 846
Others *	3 345	2 987
United Kingdom	27 648	2 591
Portugal	1 045	2 419
Belgium	236	1 910
Canada	1 917	1 863
Denmark	4 020	1 580
Japan	2 872	1 399
Direct trust funds	762	637
Belgium (Flanders)	-	485
Finland	385	321
Panama	500	250
Australia	67	218
Republic of Korea	-	168
New Zealand	-	41
Luxembourg	4 360	-
Ireland	3 079	-
United Arab Emirates	1 000	-
Austria	623	-
Poland	19	-
Hungary	16	-
European Union	-	-
Total	150 051	166 771

Descending order of expenditure

* Includes gifts, international port industry, institutions, UN organizations, foundations.

B. Expenditure by donor, including associate experts programme
(US\$000)

	2001	2002
United States	20 634	29 064
Netherlands	16 703	11 436
United Kingdom	4 487	8 104
Italy	3 934	-
Norway	6 286	5 266
Germany	4 689	4 181
Sweden	4 524	4 180
Denmark	5 627	2 925
France	1 808	2 915
Japan	3 032	2 880
Spain	2 742	2 484
Belgium	2 330	1 925
Switzerland	1 199	1 571
Finland	798	1 216
Others *	795	1 142
Canada	1 202	1 124
UNFIP	977	970
Ireland	181	871
UNAIDS	85	850
Luxembourg	314	803
Direct trust funds	443	750
Portugal	648	709
EU	661	543
Foundations	342	524
Austria	117	380
Korea	280	309
United Arab Emirates	236	58
Australia	57	18
Kuwait	29	-
Total	85 160	94 069

* Foundations include: AGFUND, WAF (World Aids Foundation), FOR (Ford Foundation).

C. Approvals by technical field (all sources of funds) 1999-2002
(US\$000)

Technical field	1999		2000		2001		2002	
	\$	% share	\$	% share	\$	% share	\$	% share
Standards and fundamental principles and rights at work	45 369	47.2	57 371	45.1	76 675	53.4	85 598	54.9
Employment	32 160	33.5	37 876	29.8	36 537	25.5	36 817	23.6
Social protection	9 938	10.3	14 239	11.2	9 860	6.9	19 119	12.3
Social dialogue	7 734	8.0	17 098	13.4	15 825	11.0	11 223	7.2
Integration	149	0.2			1 372	1.0	1 236	0.8
Others	773	0.8	583	0.5	3 185	2.2	1 960	1.3
Total	96 123	100.0	127 167	100.0	143 454	100.0	155 954	100.0
Miscellaneous ¹			7 500		11 118		20 460	
Grand total	96 123		134 667		154 572		176 414	

¹ "Miscellaneous" corresponds to the amount approved for *Universitas* in 2000, for the United Kingdom in 2001 and for France, Italy, the Netherlands and the United States in 2002 not yet distributed by technical field.

Appendix VIII

Technical cooperation by sector at the Turin Centre in 2002 (Number of participants and participant/days)

Sector	Strategic objective	Turin programmes	2003			
			Participants		Participants/days	
			Number	%	Number	%
Sector I	No. 1: Promote and realize standards and fundamental principles and rights at work	International labour standards and human rights	984	12.29	5 967	9.52
Subtotal			984	12.29	5 967	9.52
Sector II	No. 2: Create greater opportunities for women and men to secure decent employment and income	Employment and skills development	937	11.70	7 691	12.28
		Enterprise development	1 065	13.30	9 865	15.75
		European social fund projects	826	10.32	2 221	3.55
Subtotal			2 828	35.32	19 777	31.58
Sector III	No. 3: Enhance the coverage and effectiveness of social protection for all	Social protection	877	10.95	5 897	9.41
Subtotal			877	10.95	5 897	9.41
Sector IV	No. 4: Strengthen tripartism and social dialogue	Social dialogue	494	6.17	3 217	5.14
		Workers' activities	866	10.82	7 720	12.32
		Employers' activities	146	1.82	478	0.76
Subtotal			1 506	18.81	11 415	18.22
Cross-sector		Management of development	1 450	18.11	14 938	23.85
		Distance Education and Learning Technology Applications (DELTA)	171	2.14	1 065	1.70
		Other activities	191	2.39	3 587	5.72
Subtotal			1 812	22.63	19 590	31.27
Total participants			8 007	100.00	62 646	100.00